

Dial Indicators

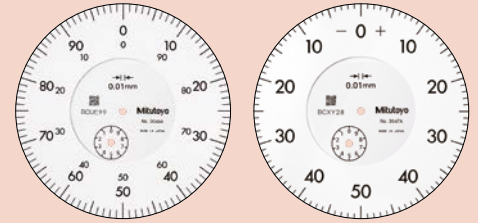
SERIES 3 – Large Dial Indicators

- Dial indicators with a large-diameter dial face for easy reading.
- Models with longer measuring ranges are also available.
- All types are supplied with limit markers and a bezel clamp as standard.
- The stem and spindle are made of high-strength quench-hardened stainless steel suitable for heavy-duty use.
- A carbide contact point is used.
- The bezel clamp and lifting lever*1 (optional) can be attached to either the right or left side. These parts can be easily installed and removed without tools.

*1 Can be attached only to **3046A**, **3047A**, **3050A**, and **3109A-10**.

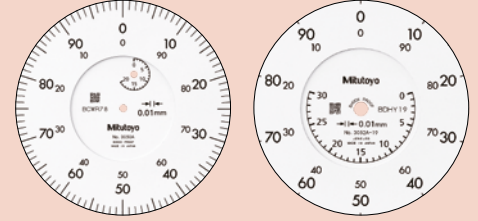


3109A-10



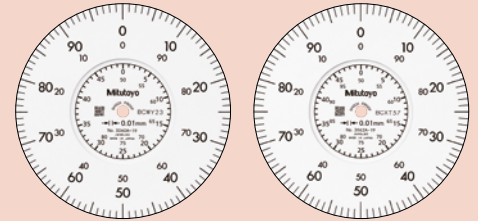
3046A

3047A




3050A

3052A-19



3060A-19

3062A-19



3058A-19

Specifications

Metric

Code No.	Range (range/rev)	Max. permissible error						Scale	Measuring force
		Indication error				Hysteresis	Repeatability		
		1/10 rev	1/2 rev	1 rev	Overall				
Graduation: 0.01 mm									
3046A	10 mm (1 mm)	5 μm	9 μm	10 μm	15 μm	3 μm	3 μm	±0-100	1.4 N or less
3047A								0-50-0	
3050A	20 mm (1 mm)	8 μm	10 μm	15 μm	20 μm	5 μm	4 μm	±0-100	2.0 N or less
3052A-19	30 mm (1 mm)								2.5 N or less
3058A-19	50 mm (1 mm)	10 μm	12 μm	15 μm	30 μm	8 μm	5 μm	±0-100	3.0 N or less
3060A-19 ^{*2}	80 mm (1 mm)								3.2 N or less
3062A-19 ^{*2}	100 mm (1 mm)	12 μm	17 μm	20 μm	45 μm	9 μm			
Graduation: 0.001 mm									
3109A-10	1 mm (0.2 mm)	2 μm	3.5 μm	4 μm	5 μm	2 μm	0.5 μm	0-100-0	1.5 N or less

Inch

Code No.	Range (range/rev)	Accuracy ^{*3}			Scale	Measuring force
		First rev/2.5 rev/10 rev	Retrace	Repeatability		
Graduation: .001"						
3414A	.5" (.1")	±.001" / ±.001" / ±.001"	.0002"	±.0002"	±0-100	1.8 N or less
3415A					0-50-0	
3416A	1" (.1")	±.001" / ±.001" / ±.002"	.00033"	±.0002"	±0-100	3.0 N or less
3417A					0-50-0	
3424A-19	2" (.1")	±.001" / ±.001" / ±.002" / ±.003" (20 rev)	.00033"	±.0002"	±0-100	3.0 N or less
3426A-19 ^{*2}	3" (.1")	±.001" / ±.001" / ±.002" / ±.003" (20 rev) / ±.005" (over 20 rev)				
3428A-19 ^{*2}	4" (.1")					
Graduation: .0001"						
3802A-10	.025" (.01")	±.0001" / ±.0001" / —	.0001"	±.00003"	0-10	2.0 N or less
3803A-10					0-5-0	

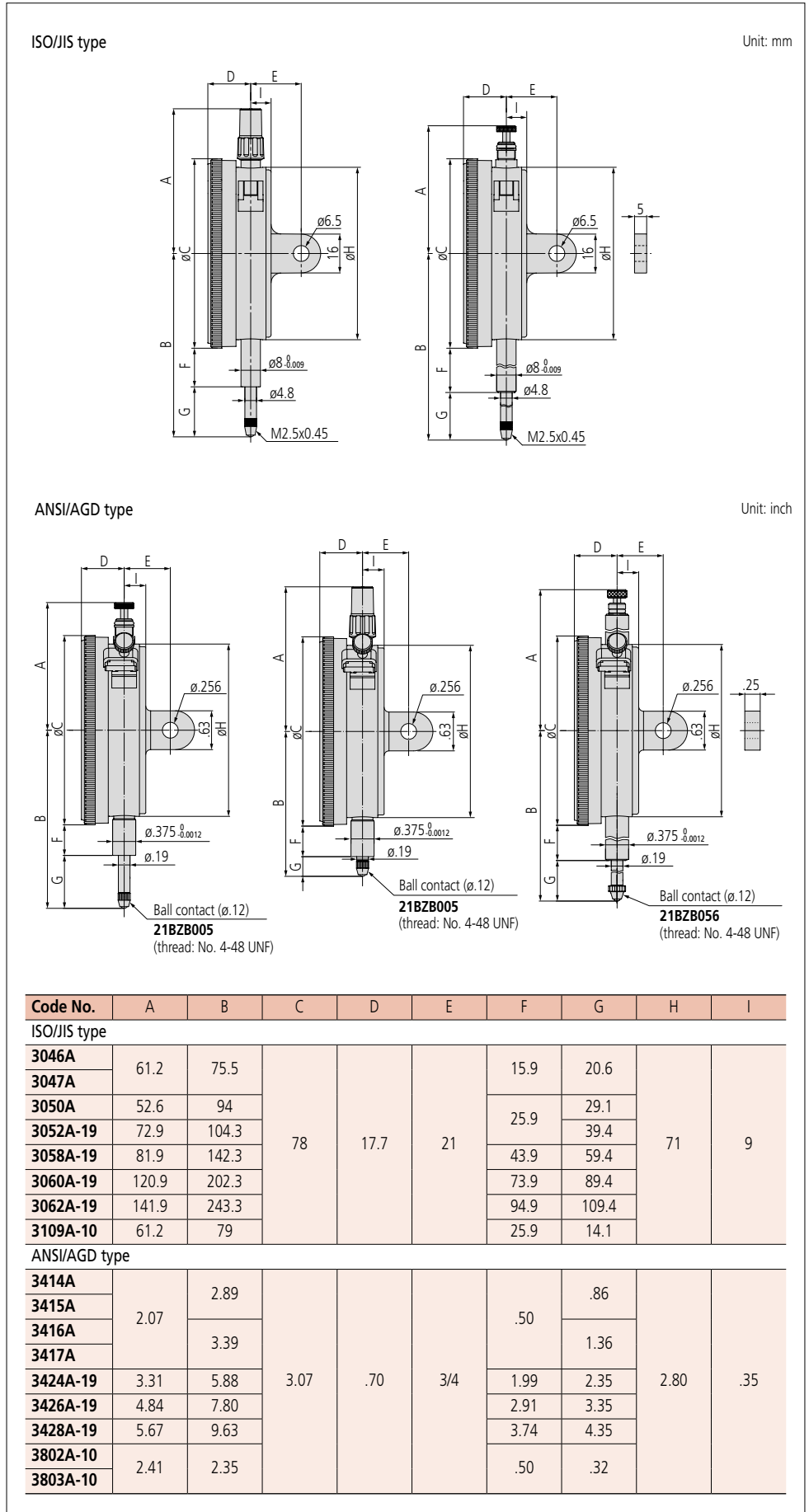
^{*2} Use in a vertical orientation only (contact point downward).

^{*3} Completed products inspection is performed in the vertical orientation (contact point downward) and the stated accuracy is guaranteed.

Dial Indicators

SERIES 3 – Large Dial Indicators

Dimensions



Features

Metric						
Code No.						
3046A	✓	—	—	—	—	—
3047A	—	✓	—	—	—	—
3050A	✓	—	—	✓	—	—
3052A-19	✓	—	✓	—	✓	✓
3058A-19	✓	—	✓	—	✓	✓
3060A-19	✓	—	✓	—	✓	✓
3062A-19	✓	—	✓	—	✓	✓
3109A-10	—	✓	✓	—	✓	—

Inch						
Code No.						
3414A	✓	—	—	—	—	—
3415A	—	✓	—	—	—	—
3416A	✓	—	—	—	—	—
3417A	—	✓	—	—	—	—
3424A-19	✓	—	✓	—	✓	✓
3426A-19	✓	—	✓	—	✓	✓
3428A-19	✓	—	✓	—	✓	✓
3802A-10	✓	—	✓	—	✓	—
3803A-10	—	✓	✓	—	✓	—

Optional Accessories

Code No.	Description
21AZB148	Bezel clamp (for metric models)
21AZB195	Limit hand (2 pcs.)
21RZA065	Bezel clamp (for inch models)

Contact points for Mitutoyo's dial indicators refer to pages F-35 to F-38 for details.

Interchangeable backs refer to page F-39 for details.

Plunger lifting aids refer to page F-40 for details.

Measuring stands refer to pages F-67 to F-72 for details.