Mikrosize®

iStereo-211VT

Stereo Microscope

Video

Contact us

Mikrosize Precision Instrument Co.,Ltd
A-4035 RuiFeng Business Expo, Wuhu City, China , 241000.
Web:www.mikrosize.com
Email: mikrosize@mikrosize.com

Mikrosize®

Product Features & Application

Product Features

- Continuous zoom ratio 1:6.3.
- Anti static function:zoom lens tube, 10X eyepiece, auxiliary objective lens, it is very useful when observing samples that require anti-static (such as semiconductor chips), if this function is used, the microscope can be grounded through the ground socket behind the stand).
- Sealing function: zoom lens tube and 10X eyepiece, making it convenient to use the microscope in environments with high humidity such as oil vapor and water vapor.
- Ergonomic design ensures longer and more comfortable operation for operators.
- High definition, large viewfield, long working distance, various magnification and accessories for choose.

Product Application

- Training and education in natural sciences provided by schools and research institutes.
- Daily inspections in medical institutions, research in biology and electronic engineering.
- Industrial assembly, testing, measurement, and quality control, especially IT industry inspection.

Mikrosize®

Structure Features

1.Eyepiece 2.Zoom lens tube 3.Screw for fasten zoom lens tube 4.Mechanical stage 5.Screw for fasten mechanical stage 6.CCD camera 7.Adapter 8.Zoom knob

1.Mainframe 2.LED illumination 3.Focus knob 4.Fixed clamp 5.Epi-illumination knob 6. Switch 7.Transmitted illumination knob

Structure Features

Eyepiece: adjustable interpuillary range 52-75mm;-adjustable diopter,large viewfield high eyepoint,inclined 45°,ergonomically designed.

Continuous polyploid (0.8X-5X)

Knob adjustment:
Convenient operation, no need to change objective lens; continuous zoom, accurately observation.



Bilateral focusing: Comfortable and convenient operation, users can choose to operate the focusing handwheel close to themselves.Accurate focusing helps to adjust the focal length more precisely. The setting of the bilateral focusing handwheel allows users to more finely control the degree of focusing, ensuring clear images are obtained.

Structure Features

LED Illumination

Epi-illumination

Transmitted illumination

- **Long lifespan:** LED illumination typically have a lifespan of tens of thousands of hours, making them more durable compared to traditional light sources.

Brightness adjustment: The brightness can be adjusted according to the needs to achieve the best observation brightness.

- **Color temperature stability:** When adjusting brightness, the color temperature can still remain unchanged, ensuring consistency in observation results.

10X adjustable diopter eyepiece

- Satisfied different visual requirements, improve observation effect and quality, enhance flexibility and convenience of use; helps users observe and analyze samples more accurately.

Using software

This model can equip with CCD camera to connect PC software， which can realize high-quality image acquisition， real time display and dynamic observation, rich image processing functions;also can realize simple 2D measurement function， measure the size of objects in images (length, width, diameter, area, angle).

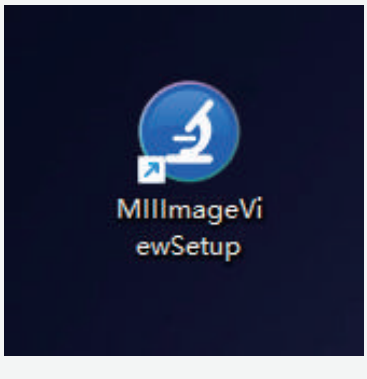



The main functions of the software used include basic functions such as image acquisition and display, measurement annotation, image processing, 3D reconstruction and analysis, data statistics and analysis, as well as specific functions such as multi-channel analysis for color or fluorescence images. Some software also has extension functions such as extended focus and extended exposure; the ability to generate Word reports and print them

Using software



Main software layout:

1. Menu area **2. Tool area** **3. Adjustment zone** **4. Image area**

Using software

Description

The camera sidebar is mainly used to control the camera parameters of manufacturers. The camera sidebar has various combinations depending on the camera, and each group can be unfolded or collapsed by clicking the group name or the down (up) arrow to the right of the group name. A typical camera sidebar is shown in the left figure;

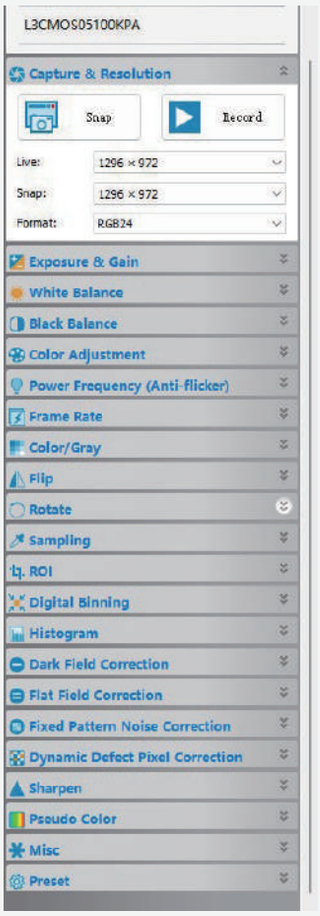

White Balance

- Accurate color reproduction ensures that the true color of the tested object can be restored under different lighting conditions

Black Balance

- Remove noise and interference
- Enhance contrast

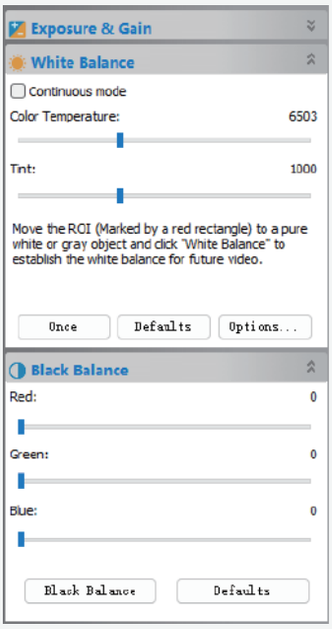

Mikrosize®

Using software

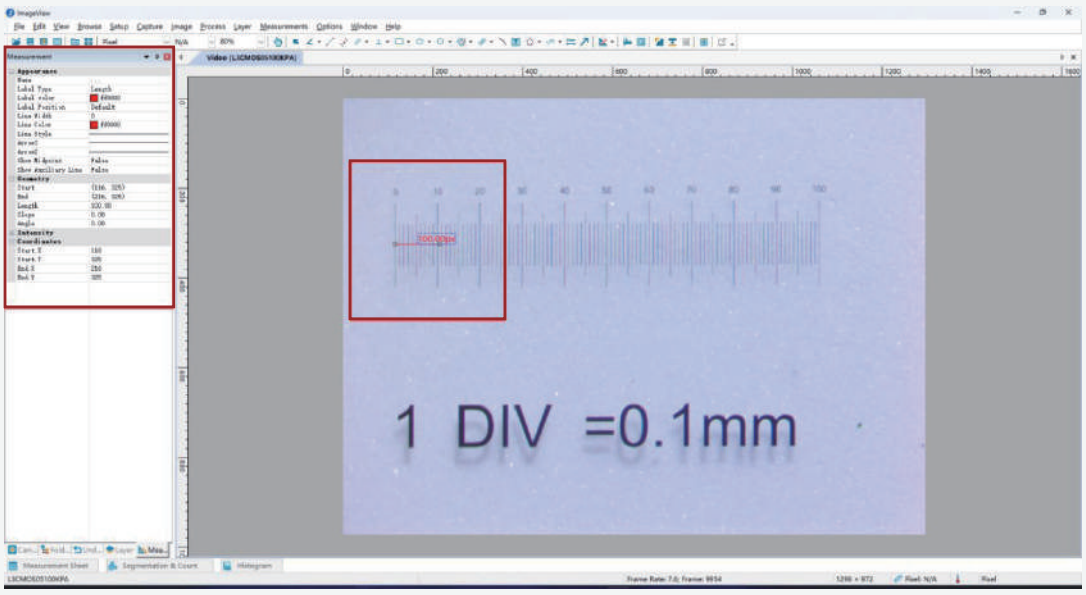



Multiple measurement tools

Provides measurement tools such as lines, circles, ellipses, rectangles, polygons, angles, which can accurately measure geometric parameters such as length, area, angle, diameter, etc. of objects. For example, in materials science, the size of materials and particles can be accurately measured; In biology, it can measure the size of cells, the diameter of cell nuclei.

Annotation function

It can directly annotate images, such as adding text explanations, arrows pointing to specific parts, etc., highlighting important information, making measurement results and image features more intuitive and easy to understand, and facilitating subsequent analysis and report generation.

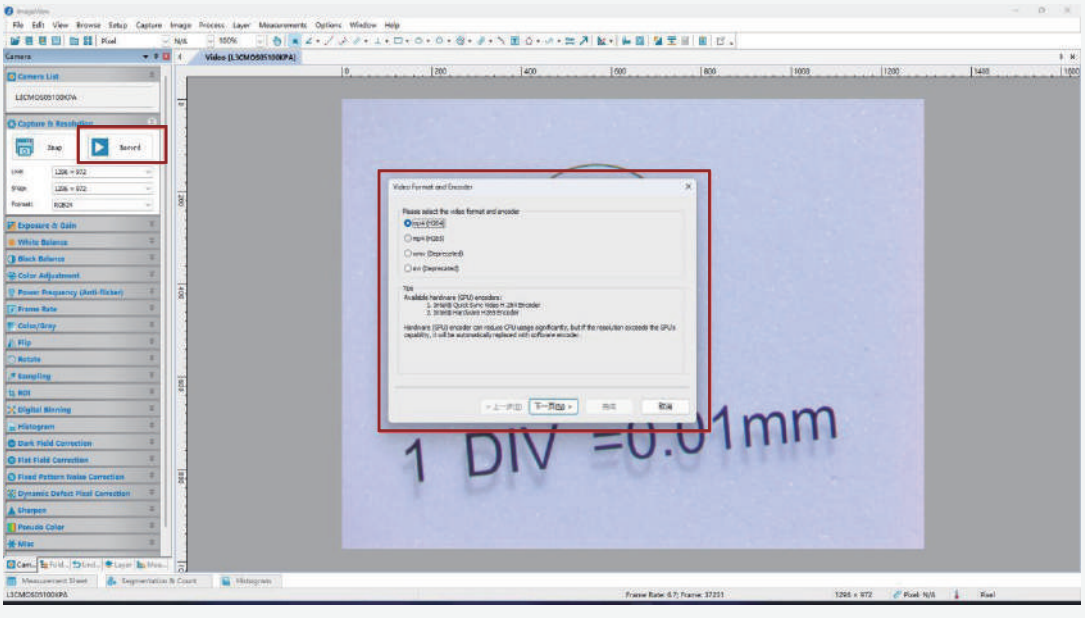

The software has capture and recording functions, recording mp4 (H264)/mp4 (H265)/wmv/avi
Record setting time is 1-86400s

Mikrosize®

Technical Specification

Auxiliary objective lens	WD (mm)	Eyepiece							
		10XΦ22		15XΦ16		20XΦ12.5		30XΦ7	
		Magnification	Viewfield (mm)	Magnification	Viewfield (mm)	Magnification	Viewfield (mm)	Magnification	Viewfield (mm)
/	115	8-50X	Φ27.5-4.4	12-75X	Φ20-3.2	16-100X	Φ15.6-2.5	24-150X	Φ8.8-1.4
0.5X	211	4-25X	Φ55-8.8	6-38.5X	Φ40-6.4	8-50X	Φ31-2.5	12-75X	Φ17.6-2.8
2X	43.5	16-100X	Φ13.8-2.2	24-150X	Φ10-1.6	32-200X	Φ7.8-1.3	48-300X	Φ4.4-0.7

***Abbreviation: Viewfield (Eyepiece+Auxiliary objective lens+Polyploid body)**

Standard Delivery

	Items	Qty
Standard accessory	10X Eyepiece	2 pcs
	Glass Plate	1 pc
	Black and white board	Each 1 pc
	Zoom lens tube	1 set
	Transmission rack	1 set
	Mainframe	1 pc

10x eyepiece

Glass Plate





Black and white board

Optional Delivery

	Items	Qty
Optional accessory	15X Eyepiece	1 pc
	20X Eyepiece	1 pc
	0.5X Auxiliary objective lens	1 pc
	2X Auxiliary objective lens	1 pc
	LED Circular illumination	1 pc
	Oblique illumination（LED）	1 pc
	10X Dividing eyepiece	1 pc
	Micrometer	1 pc
	Adapter+CCD	1 pc
	Universal bracket stand	1 pc

Adapter



CCD camera

0.5X Auxiliary objective lens

Micrometer